



**Comprehensive School Safety Plan
2024/2025**

OAKLAND SCHOOL *FOR THE ARTS*

530 18th Street, Oakland, CA 94612

Executive Director ~ Mr. Mike Oz

Principal ~ Mr. Rodolfo Ornelas

Contact Person ~ Mr. Mike Oz

Phone Number ~ 510-873-8812

Email Address ~ moz@oakarts.org

Main Office 510-873-8800

Comprehensive School Safety Plan (CSSP)

The Site Safety Committee shall develop a school safety plan, which shall include the following topics set forth in Education Code section 32282(a)(2), and which shall be updated by March 1 every year:

- (A) Child abuse reporting procedures;
- (B) Disaster procedures, routine and emergency, including adaptations for pupils with disabilities;
- (C) Policies pursuant to subdivision (d) of Section 48915 for pupils who committed an act listed in subdivision (c) of Section 48915 and other school-designated serious acts that would lead to suspension, expulsion, or mandatory expulsion recommendations;
- (D) Procedures to notify teachers of dangerous pupils pursuant to Section 49079;
- (E) A discrimination and harassment policy consistent with the prohibition against discrimination set forth in Education Code section 200;
- (F) The provisions of any school wide dress code, pursuant to Section Education Code 35183 that prohibits pupils from wearing "gang-related apparel," if the school has adopted that type of a dress code;
- (G) Procedures for safe ingress and egress of pupils, parents, and school employees to and from school;
- (H) A safe and orderly environment conducive to learning at the school; (I) The rules and procedures on school discipline adopted pursuant to Education Code sections 35291, 35291.5, 47605, and 47605.6;
- (J) Procedures for conducting tactical responses to criminal incidents, including procedures related to individuals with guns on school campuses and at school-related functions. The procedures to prepare for active shooters or other armed assailants shall be based on the specific needs and context of each school and community.

The Comprehensive School Safety Plan (CSSP) was developed by the following individuals:

Mike Oz, Executive Director
Rodolfo Ornelas, Principal
Walter Harris, Director of Facilities and Safety
Patrick Secrease, Campus Supervisor
Tarolyn Brown, Student Records Coordinator
David Smith, Director of Technology

The plan has been made in conjunction with Oakland Police Department and Oakland Fire Department.

Safety and Security

I. Employee Safety Handbook

Preface General Information

Please make sure that you are familiar with these procedures and you review *periodically to ensure familiarity with:*

- o Fire extinguisher locations & use
- o All emergency exits: determine primary & secondary exit points
- o Location of first-aid kits
 - Entrance doors where there is a Campus Supervisor
 - Reception
 - Production Design
 - Location of other safety/emergency supplies

PRE-DESIGNATED ASSEMBLY AREA (Evacuation) is located at the

General Overview

Title 8 of the California Code of Regulations requires that all employers establish and implement an emergency plan, with sufficient numbers of their employees oriented to the details of emergency preparedness and procedures to take positive action during an emergency.

This comprehensive school safety plan has been designed to assist the Incident Command Team before and during an emergency. The guidelines and procedures contained in this safety plan will be put into practice and maintained by designated Oakland School for the Arts (OSA) staff concerned with the safety of students, staff, faculty, and visitors of OSA facilities.

Although these procedures are recommended, common sense should be the guiding principle when facing an emergency situation. No set of procedures can cover every possible scenario.

Building Safety Features

The Oakland School for the Arts Main Campus is located inside the Fox Theater Building on Telegraph Avenue. The school's main entrance is located at [REDACTED]. The campus was constructed in 2008 and consists of three floors of classroom and office space wrapped

around the main theater. The campus is approximately 59,000 square feet in size.

OSA also has an art gallery (VA/DM Space) located at [REDACTED], a Theater and theater classroom space at [REDACTED]. Classroom and performance space for instrumental music at [REDACTED]. Procedures apply to all locations, except where otherwise noted.

The Main Campus, DVM Artspace, [REDACTED] and [REDACTED] are all equipped with smoke detectors, pull stations, audible alarms, strobe alarms in the corridors near the exits, illuminated exit signs, fire extinguishers, and emergency lighting. Each building has posted evacuation floor plans that indicate the route of exiting the building and identify the location of all fire equipment.

Fire Alarm & Smoke Detection

Fire-alarm pull stations and smoke detectors are located throughout the Main Campus, DVM Artspace, [REDACTED] and [REDACTED]. Please note that when a pull station is activated, there is an audible alarm.

Extinguishers

ABC fire extinguishers are located throughout all the OSA Campus buildings. The Director of Facilities and Safety or Campus Security officers check all extinguishers on a monthly basis.

Public Address – Main Campus and Newberry Building

All students, employees, and visitors will be alerted to an emergency situation via audible alarm and emergency announcements made over the building's intercom system or Through the [REDACTED]

The campus and security staff will use two-way radios to coordinate emergency action with all locations.

In the event of an emergency, an audible alarm will be heard. The sound of the alarm is a siren distress signal. White flashing strobe lights will also activate in the common areas for the hearing impaired.

- The intercom or Catapult EMS app will be used as needed during emergencies to provide relocation/evacuation instructions and other information.
- Adding the Catapult EMS system to Staff Cell Phones

[REDACTED]



The **Incident Command Team** is headed by:

- The Principal
- Assistant Principal
- Director Of Facilities and Safety
- Dean Of Students
- Director of IT
- Campus Supervisors
- Contract Security Officers

Incident Team members are to meet in the Main office located on the 2nd floor after conducting their assigned duties during an Emergency.

- The Following Emergency Drill dates have been scheduled:
- Emergency Fire Drills will be conducted on [REDACTED]
- Emergency Earthquake Drill will be conducted on [REDACTED]
- Intruder/ Active Shooter Emergency Drills will be conducted on [REDACTED]
- Bomb Threat/ Medical Emergency Protocol Drills will be conducted with Campus Supervisor and Front Office staff members [REDACTED]

Section 1. Incident Command Roster

Reception/Security Desk: 510-873-8800

ROLE	NAME	PHONE #
Director of Facilities and Safety	Walter Harris	510-873-8818 or [REDACTED]

Executive Director	Mike Oz	Ext. 8812
Principal	Rodolfo Ornelas	Ext. 8802 [REDACTED]
Assistant Principal	Rachel Dalton	Ext. 8811 [REDACTED]
Director of Technology	David Smith	[REDACTED] or Ext. 8806

Section 2. First Aid Kit Locations

- Entrance Doors in Campus Supervisor Security Stations (All Buildings)
- Reception Desk Main Office
- Production Design
- Fashion Design
- Black Box Theatre

Section 3. Evacuation Guidelines

Main Campus and Newberry Building

[REDACTED]

Sweet's Ballroom

[REDACTED]

2018 San Pablo (VA/DM Space)

[REDACTED]

Evacuation Procedures

[REDACTED]

Main Campus

- o Restrooms
- o Classrooms
- o Black Box
- o Student Center
- o Storage rooms
- o Conference rooms
- o Offices

Faculty/Staff assigned to check areas

o 3rd floor

[REDACTED]

o 2nd floor

[REDACTED]

- o Black Box & 105

[REDACTED]

- o Student Center & Restrooms

[REDACTED]

Section 4. Assistance to Disabled

Ask the person what type of assistance s/he requires. Follow the instructions carefully; the individual you are assisting knows what is best for him/her.

For individuals in a wheelchair

[REDACTED]

Do not evacuate a wheelchair down steps; only evacuate the person who sits in it—use ramps whenever possible. Carry the individual to safety. Once the person is removed from the wheelchair, know that this person may be unable to move from that location or relocate independently.

If time and safety permit, tag the wheelchair with the owner’s name. Attempt to reunite the owner with the wheelchair as quickly as possible.

Provide verbal instructions and information for people with impaired vision.

Turn lights off and on to attract the attention of people with hearing limitations. (NOTE: After an earthquake, DO NOT turn any switches on or off until it is confirmed that there are no gas leaks.) Check offices, restrooms, classrooms, and other areas of common use.

Section 5. Release Procedures

[REDACTED]

Section 6. Fire Emergency

Fire Evacuation

The fire alarm signals this emergency. Teachers are responsible for securing their classroom and accompanying students [REDACTED] When the situation has been assessed and clearance given, faculty, staff, and students are to return to the building.

Evacuation Areas:

Main Campus, Newberry IM - [REDACTED]

Newberry PD - [REDACTED]

Sweet's Ballroom

[REDACTED] **(VA/DM Space)**

Never Attempt to fight the fire yourself. Call for help. Always stay Between the fire and the building exit.

If Smoke is on your Floor

- Call the Receptionist (*Ext.8800 or 510-873-8800 from Newberry Building or Cellphone*)
- Report incident/emergency to the **Catapult EMS** system as soon as possible.
- Crawl on your hands and knees to the designated exit.
- DO NOT** enter a smoke-filled room.

Section 6. Fire Emergency - Continued

If you discover a fire

- Keep yourself between an exit and the fire at all times.
- DO NOT** go past the fire to retrieve a fire extinguisher.
- Use two people if possible, one standing behind the person with the fire extinguisher watching and using safety precautions.
- Close doors behind you as you leave to slow down the spread of fire.

- Proceed to evacuate the building.
- Report the incident/emergency to the **Catapult EMS** app system

Fire Extinguisher Instructions

- P** Pull Safety pin from the handle
- A** Aim at the base of the fire.
- S** Squeeze the trigger handle.
- S** Sweep from side to side

Be Careful about opening doors

- Touch closed doors with the back of your hand before opening them.

If you can't evacuate

- In a fire, Close all the doors and seal off cracks.
- In the event of a system failure with no public address, follow the directions of the Administration Via Bull horn or TEXT Message.
- "STOP"** Cover your face with hands **"Drop"** to the floor, and **"ROLL"**

If you are helping someone else

- Smother the Fire with a fire-resistant blanket, rug, or heavy coat.
- Call for medical help **(911)** from landline
- Call (510) 777-3211 from cell phone
- Report the incident/emergency to the **Catapult EMS** app system

Section 6. Fire Emergency - Continued

- Remove any smoldering clothing if it's not stuck to the person's skin. Remove any jewelry on the burn victim. Cool the burn area with cold running water if possible.
Administer first aid if trained.

Section 7. Medical Emergencies

- Ask if 911 has been called
- Report the incident/medical emergency to the **Catapult EMS** app system.
- Assign a Campus Supervisor to report to the location of an emergency
- Advise the Principal and Vice Principal of every event
- Note any jewelry with an inscription of medical information and give the appropriate first aid response until OFD or paramedics arrive.
- DO NOT MOVE THE VICTIM UNLESS ABSOLUTELY NECESSARY.** Only move the victim if their position or location is unsafe.
- If a responder is trained in first aid, provide the minimum first-aid necessary and determine if additional treatment is required (i.e. Fire Department, Paramedics, Ambulance, etc.). If you do not have a valid first-aid/ CPR certificate issued by the Red Cross/American Heart Association, do not render any first-aid/CPR.
- Stay with the victim until help arrives.
- Avoid unnecessary conversation with or about the injured person. You might increase the injured person's distress or fears, and thereby contribute to medical shock. Limit your communications to quiet reassurances.
- Secure the victim's personal belongings.
- Assign someone to meet emergency responders and escort victims.
- After medical assistance has been administered and the incident has concluded, remain on-call to assist the OSA administration with pertinent information needed to complete an injury report.
- Fill out all required incident forms to report injury/problem.

Section 8. Active Shooter on Campus

An Active Shooter is an individual actively engaged in killing or attempting to kill people in a confined, populated place; in most cases, active shooters use firearms and there is no pattern or method to their selection of victims. Active shooter situations are unpredictable and evolve quickly. Typically, the immediate deployment of law enforcement is required to stop the shooting and mitigate harm to victims. Because active shooter situations are often over within 10-15 minutes, before law enforcement arrives on the scene, individuals must be prepared both mentally and physically to deal with an active shooter situation.

Report The Incident

Have one person call emergency services if it is safe to do so. Be prepared to answer the dispatcher's questions.

- o Call **911** from a landline
- o Call (510) 777-3211 from a cell phone

If it is not safe to talk, keep the phone on so it can be monitored by the dispatcher.

- o Call main office (510) 873-8800
- o Report the incident/medical emergency to the **Catapult EMS** app system.

Shelter

[REDACTED]

Evacuate

Only if you know with certainty the exact location of the assailant (do not trust unofficial, second hand accounts), and you can visualize an escape route to get yourself and your students safely away from danger.

[REDACTED]

[Redacted]

Section 8. Active Shooter on Campus - Continued

Location where to meet if evacuating from:

Main Campus - [Redacted]

Newberry - [Redacted]

2018 San Pablo (DVM Space)- [Redacted]

Sweet's Ballroom - [Redacted]

Shelter If Necessary!

Main Campus (2nd & 3rd floors)

- o [Redacted]
- o [Redacted]

Newberry

o [Redacted]

Sweet's Ballroom

o [Redacted]

[Redacted] San Pablo (DVM Space)

o [Redacted]

Take Action, If You Must

If there is no opportunity for escape or hiding, **as a last resort**, and only when your life is in imminent danger, attempt to disrupt and/or incapacitate the active shooter.

Section 9. Intruder/ Lockdown Procedure

The campus intruder is defined as a non-student or a student on suspension who loiters or creates disturbances on school property. Intruders are committing the crime of Criminal Trespass. Dangerous and/or concealed weapons are forbidden on school premises unless carried by law enforcement officers.

Call main office (510) 873-8800

[Redacted]


[Redacted]

[Redacted]

[Redacted]

[Redacted]

[Redacted]



Section 10. Earthquake Emergency Guidelines

AT POINT OF RECOGNITION OF AN EARTHQUAKE, ALL PERSONS SHOULD DROP, COVER AND HOLD.

During an earthquake

If inside

- If you are in the building, **STAY INSIDE. DO NOT EVACUATE.** Students and staff within buildings at the beginning of an earthquake should remain where they are, sitting or crouching below the level of desks and tables. When possible, movement should be away from windows and outside walls toward inner walls and doorways.
- Stay away from windows, bookcases, file cabinets, heavy mirrors, doors, and hanging objects that could fall.
- Sit and cover under any desk or tables. Stay under cover until the shaking stops.
- If you smell gas or hear a hissing sound, open a window and report to Incident Command.
- Turn off heating and lighting units immediately.
- Should an evacuation be ordered, the building shall remain evacuated until assessed to be safe by appropriate authorities. Assessment should be determined by the on-duty Instructor/Teacher after they have signed into the **Catapult EMS** app system to receive up to date information regarding the emergency.
- Avoid using landline telephones. Consider texting as there is a higher probability of messages being sent. Place all phones back on hook.

If Outdoors

- If you are outside, **STAY OUTSIDE**. Move to an open area away from buildings and other elevated objects, such as trees and power lines.

- Keep away from buildings, trees, and electrical wires. Instruct students not to touch power lines or objects touched by the wires. All wires should be treated as **LIVE!**

- Remain outside until further notice. **IF ON A SIDEWALK** near a tall building, get into the doorway of a building to protect yourself from falling bricks, glass, and other debris. Proceed to the pre-designated assembly area when safe.

BE PREPARED FOR AFTERSHOCKS!

Section 11. Damage Assessment Form

Location	Damage Code Location Damage Code

Floor Searched: _____ Date/Time: _____
 Searched by: _____


Damage Codes:

A = Fire G = Cracked ceiling M = Gas Leak B = Cracked walls H = Water leak N = Aisle obstructed
 C = Trapped victim I = Chemical spill O = Restroom D = Cracked window J = Disabled needs assistance
 P = Plumbing E = Stairwell obstructed K = Electrical F = Furniture tipped L = Door jammed

Section 12. Suspicious Package / Bomb Threat

In case of a bomb threat refer to the bomb threat checklist below.

IF A SUSPICIOUS PACKAGE OR OBJECT IS FOUND:



BOMB THREAT CHECKLIST

Questions to ask:

[Redacted text block containing multiple paragraphs of obscured content]

Section 12. Suspicious Package/ Bomb Threat Continued

[Redacted text block containing obscured content]

[REDACTED]

[REDACTED]

Section 12. Suspicious Package / Bomb Threat Continued

Notes:

Necessary information about call receiver:

[REDACTED]

Section 13. Public Riot/Civil Disturbance

[REDACTED]

[REDACTED]

[REDACTED]

[REDACTED]

[REDACTED]

[REDACTED]

[REDACTED]

[REDACTED]

Section 14. Explosion Emergency Guidelines

In the event of an explosion in the building, employees should take the following actions:

- Immediately take cover under tables, desks, or other such objects that will give protection against flying glass or debris.
- Stay away from WINDOWS, mirrors, overhead fixtures, filing cabinets, bookcases, and electrical equipment.
- Login to the incident/emergency to the **Catapult EMS** app system immediately to receive situational updates.
- Should Incident Command order an evacuation, the building shall remain evacuated until assessed to be safe by appropriate authorities.

Section 15. Hazardous Materials/Toxic Spills (*Shelter-in-place*)

If you are told to Shelter-in-Place:

[REDACTED]

[REDACTED]

[REDACTED]

[REDACTED]

[REDACTED]

Additional Steps for Teachers and Staff

When possible:

[REDACTED]

[REDACTED]

[REDACTED]

[REDACTED]

Section 16. Chemical Spills

If a person is contaminated by a chemical:

Identify the chemical and follow the procedures for that particular chemical

Take off contaminated clothing, if determined safe to do so

- Flush skin with cool water immediately for 15-30 minutes.
- Assist with first aid
- Confine the spill if possible.
- Evacuate the immediate area and limit access; secure the area
- Login to the **Catapult EMS** app system and report the incident/emergency immediately. Administration will determine whether to initiate Incident Command Protocol
- The Director of Facilities and Safety will notify the Chemical Spill Assessment Team through Environmental Health & Safety.

Should a chemical spill *affect or threaten* the safety and health of Oakland School for the Arts staff, students, property and/or environment Facilities Director will notify the County:

Alameda County HazMat Reporting Line 1-800-852-7550

Section 17. Emergency Telephone Number Directory

PURPOSE	AREA PHONE #
All Emergencies ~ Landline	All Areas 911
All Emergencies ~ Cell Phone	East Bay 510-777-3211
Non- Emergency Police (OPD)	City of Oakland 510-777-3333
Oakland Police Dispatch	City of Oakland 510-777-3211
Oakland Fire Dispatch	City of Oakland 510-444-3322
P G & E All Areas	800-743-5000
Child Protective Services (CPS)	Alameda County 510- 259-1800

Hazardous Materials	Alameda County 800-852-7550
Oakland Ambassadors	City of Oakland 510-898-8592

ROLE	NAME	PHONE #
Director of Facilities and Safety	Walter Harris	510-873-8818 or cell: [REDACTED]
Executive Director	Mike Oz	510-873-8812
Principal	Rodolpho Ornelas	510-873-8802 [REDACTED]
Assistant Principal	Rachel Dalton	510-873-8811 [REDACTED]
Director of Technology	David Smith	510-873-8806 [REDACTED]

II. Site Manager Handbook
Section 1. Emergency Telephone Number Directory

PURPOSE	AREA PHONE #
All Emergencies ~ Landline	All Areas 911
All Emergencies ~ Cell Phone	East Bay 510-777-3211
Non- Emergency Police (OPD)	City of Oakland 510-777-3333
Oakland Police Dispatch	City of Oakland 510-777-3211
Oakland Fire Dispatch	City of Oakland 510-444-3322
P G & E	All Areas 800-743-5000
Child Protective Services (CPS)	Alameda County 510- 259-1800
Hazardous Materials	Alameda County 800-852-7550
Oakland Ambassadors	City of Oakland 510-898-8592

Section 2. Director of Facilities and Safety Protocols



[Redacted text block]

[Redacted text block]

Section 3. Security Protocols

[Redacted text block]

Production Manager/Administrator on Duty (performances and meetings)

[Redacted text block]

Section 4. Reported Emergency

When an emergency is reported to the Director of Facilities and Safety, Campus Supervisor, Contract Security Officer or Reception Desk Attendant

[Redacted text block]

[REDACTED]

Section 5. Fire Protocol

[REDACTED]

Fire Drills

- The Campus Safety Committee schedules and holds [REDACTED] fire drills.
- Process for drills:
 - Notify the Incident Command Team of the date and time
 - On the day, call Oakland Fire Department (OFD), non-emergency number and advise them we are having a drill
(510) 444-3322
 - Contact the alarm monitoring vendor, [REDACTED] and advise them we are having a drill and they are not to call the fire department
 - Use the public address system to announce that a fire drill is being conducted and sound the alarm
 - Note the start and stop time of the evacuation
 - When everyone is out notify OFD and the monitoring company the drill is complete
 - After the drill send a questionnaire to the Incident Command Team requesting their assistance in improving the drills.

Section 6. Active Shooter / Intruder

Report The Incident

[REDACTED]

[REDACTED]

[REDACTED]

If it is not safe to talk, keep the phone on so it can be monitored by the dispatcher.

- Call main office (510) 873-8800

Location where to meet if evacuating from:

Main Campus - [REDACTED]

Newberry - [REDACTED]

2018 San Pablo (VA/DM Space)- [REDACTED]

Sweet's Ballroom - [REDACTED]

SHELTER IF NECESSARY!

Section 7-A Evacuation Guidelines & Admin Roles

Incident Command

Building Areas to be checked are:

- **Sweet's Ballroom**

- [Redacted]
- [Redacted]
- [Redacted]
- [Redacted]

- **Main Campus**

- [Redacted]
- [Redacted]
- [Redacted]
- [Redacted]
- [Redacted]
- [Redacted]

- **Newberry's – IM Department**

- [Redacted]
- [Redacted]
- [Redacted]
- [Redacted]

- o **2018 San Pablo (DVM Space)**

- o [Redacted]
- o [Redacted]
- o [Redacted]
- o [Redacted]
- o [Redacted]
- o [Redacted]

- [Redacted]
- [Redacted]
- [Redacted]
- [Redacted]

• [Redacted]

Section 7-B Evacuation Guidelines & Admin Roles Continued

Evacuation Locations

Main Campus and Newberry:

[Redacted]

Sweet's Ballroom

[Redacted]

Main Building:

[Redacted]

Main Campus areas to be checked are:

Faculty/Staff assigned to check areas:

3rd Floor Main Building:

[Redacted]

2nd Floor Main Building:

[Redacted]

Black Box & 105 – [Redacted]

Student Center & Restrooms – [Redacted]

Sweet's Ballroom

[Redacted]

2018 San Pablo (DVM Space)

[Redacted]

Newberry Building:

[REDACTED] An evacuation or relocation will be initiated **only if** a condition or incident presents a threat to life safety.

Section 8. Power Outage Emergency Guidelines

Preparing For An Outage

- Update each student's emergency card
- Determine availability of portable lighting
- Find out that when power is lost, do emergency lights go on and do the "Exit" signs remain lit?
- Clear away materials and boxes from pathways
- Check OUSD PG&E Block list to determine in which PG&E block your site is located. As a note, Block 50's power will not be interrupted.
- Teachers should have alternative teaching methods & plans for STAGE 3 only
- Conduct a survey of your site for the classrooms and offices with no windows and prepare relocation plans
- Plan alternative communication methods that suit your site, such as runners, cell phones, or radios.
- Develop a site plan such as a buddy system or chaperone, for restrooms or any other necessary breaks during this period.
- Have flashlights and replacement batteries available for the restrooms and other locations with no windows.
- Ask staff and students to have seasonal warm clothing available
- Use surge protectors for all computer equipment, major appliances, and electronic devices
- If you have electric smoke detectors, use a battery-powered smoke detector as a backup.

During An Outage

- According to AT&T, phones connected directly to a phone jack will be operable. Phones that require power from an electrical outlet will not work.
- If an outage lasts more than 30 minutes, have pre-designated people walk through the campus and check on the status of individuals in each building
- Use a buddy system when going to the restrooms
- DO NOT USE candles or gas lanterns
- Turn off PCs, monitors, printers, copiers, major appliances and lights when not in use or not needed. If you cannot turn off the whole computer, turn off the monitor and the printer.
- Shut off lights in unoccupied rooms.

The rolling outages should not last more than two hours, and with some preparation, business can be conducted as close to normal as possible

Section 9. Damage Assessment Form

Location	Damage Code Location Damage Code

Floor Searched: _____ Date/Time: _____

Searched by: _____

Damage Codes:

A = Fire G = Cracked ceiling M = Gas Leak B = Cracked walls H = Water leak N = Aisle obstructed C = Trapped victim I = Chemical spill O = Restroom D = Cracked window J = Disabled needs assistance P = Plumbing E = Stairwell obstructed K = Electrical F = Furniture tipped L = Door jammed

Section 10. Emergency Drill Review

Date: _____ Time of Drill: _____ AM / PM
 Scenario: _____

Buildings involved:

Observers:

NAME DEPARTMENT

Problems noted:

Recommended mitigation:

Signature _____ Date _____

Section 10. Emergency Drill Review Continued

Emergency Shutdown Checklist

- Call and email
 - _____ Outside renters
 - _____ Guests

_____ Food services
_____ Cleaning Services

- File Insurance claim if applicable
- Emergency Community Notifications
 - _____ Families
 - _____ Staff

Section 11. Bloodborne Pathogens

- What are bloodborne pathogens?
 - o Includes but not limited to hepatitis B virus (HBV), hepatitis C virus (HCV) and human immunodeficiency virus (HIV)
- How are bloodborne pathogens encountered?
 - o Cuts
 - o Nose bleeds
 - o Open wounds
- Working safely with bloodborne pathogens
 - o Always wear plastic gloves
 - o Wear mask if necessary

Section 12. Visitors & Guests

All visitors to the main campus must enter on 18th Street.

Visitors are required to sign in at the Campus Supervisor station. They will receive a Visitor Badge which must be visibly worn. The Campus Supervisor will contact the employee that the guest is requesting to see. No visitor will be allowed up stairs into the main campus unless there is an employee to greet/receive them.

Visitors are anyone who is not an OSA employee, including but not limited to:

- Parents/Guardians
- Vendors
- Former Students
- Former Employees

Guests visiting the Sweet's Ballroom or Newberry Building must sign in with the Campus Supervisor at these locations.

OSA is working with Alameda County's "Safe Routes To School" program to evaluate improved signage and crosswalk profiling within the school neighborhood.

Criminal Background And Fingerprinting

Oakland School for the Arts complies with all requirements of Education Code sections 44237, 44830.1 and 45125.1. OSA shall designate and maintain at all times at least one Custodian of Records duly authorized by the California Department of Justice. OSA shall maintain on file and available for inspection evidence that:

- (1) OSA has performed criminal background checks and cleared for employment all employees prior to employment;
- (2) OSA has obtained certification from each of its contracting entities/independent contractors that the entity/contractor has conducted required criminal background clearances for its employees prior to provision of school site services and/or any contact with students and has requested subsequent arrest notification service; and
- (3) OSA has performed criminal background checks and cleared for service all volunteers not directly supervised by staff and who may have contact with students. OSA shall also ensure that it requests and receives subsequent arrest notifications from the California Department of Justice for all employees and volunteers not directly supervised by staff. Upon request, OSA shall provide a copy of Department of Justice confirmation of Custodian of Records status for each Custodian of Records.

Medication

If your child needs to take any prescription medications while at school, you must provide: 1) a doctor's written and signed note (Parent/Physician Statement) detailing the method, amount, and time schedules for such medication, and 2) a written and signed note (Parent/Physician Statement) from the parent indicating his/her desire that the school assist the student as set forth by the physician in his/her statement. For safety reasons, children are not allowed to have medicine in their classrooms, lunchboxes, or in their pockets. All medication must be dispensed through the office. You may also come and administer medication to your child, if needed. From time to time some parents request that their child be able to take Tylenol or Advil at school. This is permissible only with written parent and doctor permission (Parent/Physician Statement) and the medication must be in its original container.

Immunization Requirements

Students who do not comply with the vaccination requirements shall be excluded from school, meaning, 'No shots, no school'. State law requires that for unconditional admission to school, all students under 18 shall be fully immunized according to the requirements of the California Department of Public Health. All entering students must be up-to-date with immunizations according to OSA policy and the schedule provided by the California Department of Public Health. As of January 1, 2016, exemptions based on personal beliefs, including religious beliefs, will no longer be an option for the vaccines that are currently

required for entry into school in California. If you have a previous personal belief exemption, please reach out to your school to discuss next steps. Students may be exempted from this requirement for medical reasons only. In the event of an outbreak of a disease for which the child has not been immunized, he or she will be excluded from school for the period of communicability.

Students who do not comply with the requirements shall be excluded from school. The immunization requirements do not prohibit pupils from accessing special education and related services required by their individualized education programs. If you have questions about your child's immunization record and/or admission status, please contact your child's school.

Child Abuse Reporting

Oakland School for the Arts (OSA) Sexual Abuse Mandated Reporting Policy has been compiled in collaboration with Bay Area Women Against Rape (BAWAR); laura@bawar.org

Note: Employees of Oakland School for the Arts (OSA) are required to complete the California Department of Social Services (CDSS) Mandated Reporter Training here: <http://educators.mandatedreporter.ca.com/default.htm>.

Under the Child Abuse and Neglect Reporting Act (CANRA), mandated reporters are required to report suspected child 1) physical abuse, 2) sexual abuse, 3) willful cruelty or unjustified punishment, 4) unlawful corporal punishment or injury, and 5) neglect. **A product of the Rape Prevention and Education (RPE) Program at OSA (2019-2023), this document refers only to a mandated reporter's duties to report the sexual abuse of a minor.** Please see the online CDSS Mandated Reporter Training (link above) for details regarding the other four reportable types of abuse.

What qualifies as reportable sexual abuse/assault?

- Examples of sexual abuse/ assault
 - Rape; attempted rape; rape in concert (gang); incest; sodomy; fondling or unwanted sexual touching; lewd or lascivious acts upon a minor; forcing a minor to perform sexual acts such as oral sex or penetrating the perpetrator's body; penetration of the minor's body, child molestation; exhibitionism; masturbation in the presence of a minor or forcing the minor to masturbate; obscene phone calls or digital interaction; producing, owning, or sharing pornographic images or movies of children
- Commercially Sexually Exploited Children (CSEC) minors may experience:

- Indecent touching or exposure; use of sexually explicit language towards a minor; using minors in pornography; forcing or coercing a minor to participate in a sex act; street based child prostitution, live performance involving obscene sexual conduct; stripping; erotic massage; phone sex lines; early forced marriage; sexual slavery

What do I need to know to report?

- Only suspicion of sexual abuse is necessary to make a report (you do not need confirmation of the abuse)
- If there are two or more mandated reporters aware of same situation, only one report is necessary

How do I report?

1. Report to OSA administration by notifying Dean of Students, Armando Castro and/or Assistant Principal Rachel Dalton
2. Call Alameda County Department of Social Services immediately or as soon as possible.
510 258 1800
3. Complete a written report via the California Suspected Child Abuse Report (SCAR) form 8572 within 36 hours
 - a. https://oag.ca.gov/sites/all/files/agweb/pdfs/childabuse/ss_8572.pdf
 - b. For SCAR form you will need:
 - i. Reporting party information (you)
 - ii. Victim information
 - iii. Involved party information
 - iv. General incident information

What protections do I have as a mandated reporter?

- Immunity is granted to mandated reporters (you are not civilly or criminally liable) ● Child Welfare Services (CWS) and/or local law enforcement will likely need your name for the report, but your identity can usually be kept confidential within those agencies/ anonymous to the general public (unless subpoenaed to testify)
- State laws don't require parent notification
 - You are not obligated to disclose any information to parents or another party (besides OSA administration, CWS, and/or local law enforcement agency) after making a report

What will happen after I make a report?

Child Welfare Services (CWS) or local law enforcement will investigate

- They will classify the report as 1) unfounded, 2) substantiated, or 3) inconclusive
- It often takes 3-10 days for CWS to investigate if the child is not in immediate danger

What do I need to know when talking to a minor about a disclosure of sexual abuse?

- **Make your mandated reporting duties known to all students prior to any disclosures if possible - some teachers put a sentence about this in their syllabus, or create signs that say "ask me what it means to be a mandated reporter" for their classrooms**
- Tell the minor you are glad they informed you and you are sorry about what happened
- Monitor your own responses/ reactions

- Let the minor know it's okay to talk to you about it
- Assure that the abuse was not the minor's fault
- Allow them to speak in a free and open manner
- Do not ask leading questions
- Reinststate that you believe the minor
- Make no promises or guarantees about what will happen
- Give the minor some sense of next steps (tell them what making a report looks like, ask them how updated they'd like to be, what support they need, etc.)
- Do not subject the minor to multiple interviews or become an investigator (collect only basic information that the minor shares willingly)

Do I need to report "consensual" sex between minors?

- The age of consent in California is 18, so no sex between minors is legally consensual. However, sex between minors that feels consensual to both parties does not necessarily need to be reported by mandated reporters. Please see the relevant age gap provisions:
https://www.healthiersf.org/resources/SHM/Section%20H_Sensitive%20Issues_Confidentiality_Child%20Abuse%20Reporting/CA_sex_reporting_jul04.pdf

Disciplinary Guidelines & Restorative Practices

The goal of the OSA discipline program is to ensure that student behavior supports an environment in which academic achievement and artistic excellence can flourish. OSA staff will communicate these expectations regularly at student meetings and assemblies. Our application of "discipline" is not simply intended to deliver punishments for breaking rules, it is founded on the practice of community building, self-assessment, and self-discipline.

The assumption is that most minor disruptive behavior and consequences are handled by the classroom teacher, and that students are referred to the Dean or Assistant Principal when they do not meet classroom expectations and procedures.

Restorative Practices

Restorative Practices, when broadly and consistently implemented, will promote and strengthen positive school culture and enhance pro-social relationships within the school community. Restorative practices allow for a shift in practice that results in a culture which is inclusive, builds fair process into decision-making practices, and facilitates students learning to address the impact of their actions through an approach that allows for true accountability, skill building, cooperation, and mutual understanding.

Some Restorative Practices used by teachers (but not limited to):

- Conference with student
- Phone call home
- Parent conference
- Move a student's seat
- Meeting at lunch
- Staying after class

- After school detention
- Conference with Dean/Principal
- Confiscation of electronic device

Some common consequences used by the Dean or Principal are (but not limited to):

- After school/Saturday detention
- In school suspension
- Parent conference
- Behavior Improvement Plan
- Student Contract
- Community Service Hours
- Restorative Circle

Grounds for Disciplinary Action

All students are subject to disciplinary action when involved in any of the acts listed below while the student is on school grounds or at a school activity, during lunch time (on or off campus), or while the student is going to or coming from school, home, or a school activity.

The following are grounds for any disciplinary action

- Disrupting school activities or otherwise willfully defying the valid authority of supervisors, teachers, administrators, or any other school personnel in the performance of their duties
- Engaging in a direct or indirect verbal or digital assault that leaves any member of the community feeling demeaned, degraded, or at risk for further assault or taunting
- Causing, attempting to cause, encouraging others to cause, or threatening to cause, physical injury to another person or themselves 18
- Use of racial, sexual orientation/ identification or slurs and/or derogatory language towards or about other's physical, mental or emotional ability status
- Habitual tardiness
- Violating classroom rules established by teachers
- Committing an obscene act or engaging in profanity or vulgarity
- Intentional deception (i.e. cheating, plagiarism, or forgery)
- Cutting classes and/or school activities and leaving class or campus without authorization
- Possession or distribution of lewd or obscene images/material
- Inappropriate, excessive public displays of affection

- Violation of the Computer Use Policy
- Sexual harassment of any kind
- Sexual misconduct, consensual or not
- Violation of the Dress Code
- Unauthorized use of electronic devices
- Gambling
- Vandalism and property damage
- Theft, robbery, burglary
- Truancy

Anti-bullying policies

Acts of bullying are to be reported to the Dean of Students or School Counselors. An investigation process and possible disciplinary action(s) will begin after an incident report is completed. Students and families are prohibited from retaliation against anyone who reports suspected bullying.

OSA's Bullying Prevention Policy is also available on the OSA website; www.oakarts.org

Suspension & Expulsion Policies

The following may result in suspension or expulsion from OSA

Behavior

- Any behavior constituting a clear and present danger to the lives, safety, or health of students or school personnel

Violence

- Willfully using force or violence upon another person that results in a serious injury.

Distribution of Controlled Substances

- The offering of controlled substances for use by another person, whether or not money has changed hands

Weapons & Contraband Possession/Distribution

- Possessing, selling or otherwise furnishing any firearm, knife, explosive or other dangerous object

Property Violation/Damage

- Stealing or attempting to steal school property or private property
- Knowingly receiving stolen school property or private property
- Graffiti (including possession of spray cans or markers)
- Unauthorized use of school keys

- Possessing or attempting to explode or ignite a destructive device, explosive, fireworks, or firecracker
- Trespassing
- Arson

Harassment/Assault

- Committing or attempting to commit robbery or extortion
- Causing or attempting to cause damage to school property or private property
- Committing or attempting to commit sexual assault or committing sexual battery
- Harassing, threatening or intimidating a pupil who is a complaining witness or witness in a disciplinary proceeding for the purpose of preventing the pupil from being a witness or retaliating against the pupil for being a witness, or both
- Cyberbullying or harassment through social media
- Committing sexual harassment
- Causing, attempting or threatening to cause hate violence
- Intentionally engaging in harassment, threats or intimidation against another pupil which is severe enough to disrupt the other pupil's class work or creates substantial disorder, or invades the rights of a pupil or a group of pupils by creating an intimidating or hostile educational environment; bullying
- Making terrorist threats against school officials or school property
- Hazing

Discrimination/Harassment/Intimidation/Bullying

Oakland School for the Arts prohibits unlawful discrimination against any protected group as identified under Education Code 200 and 220, and Government Code 11135, Section 504 of the Rehabilitation Act, the Americans with Disabilities Act, Title 9, and AB 9: Seth's Law. The Governing Board prohibits unlawful discrimination, harassment, intimidation, or bullying based on the actual or perceived characteristics of disability, gender, gender identity, gender expression, nationality, race or ethnicity, religion, sexual orientation, or association with a person or group with one or more of these actual or perceived characteristics. This policy applies to all acts related to school activity or school attendance occurring within the school under the jurisdiction of Oakland School for the Arts. Violation of this policy is grounds for any disciplinary action.

Process for receipt and investigation of complaints regarding discrimination, harassment, intimidation, or bullying:

§ If school personnel witness an act of discrimination, harassment, intimidation, or bullying, he or she shall take immediate steps to intervene when safe to do so. § Complaints lodged by students, parents, or staff will trigger an investigation by the school principal or his/her designee. A decision or report will be communicated to the complainant within 60 calendar days from the receipt of the complaint. The 60-day timeline may be extended with written agreement of the complainant. The investigation will be conducted in accordance with Section 4600-4695.

§ Oakland School for the Arts prohibits any form of retaliation against any complainant or witness in the complaint process, and will take necessary steps to ensure that the identity of the complainant(s) and witness(es) alleging discrimination, harassment, intimidation, or bullying will remain confidential, as appropriate. - If the complainant disagrees with the school's resolution, he or she is entitled to an appeal. Appeals may be made to the school principal.

School Discipline

The Executive Director shall have the ultimate authority to determine appropriate disciplinary action. Direct appeals go to the OSA Board of Directors.

In-School Service

- As part of the school's disciplinary program, students may be required to complete assigned tasks on campus to benefit the school community.

Detention

- When a student is assigned a detention they are to report to the designated faculty or staff member where they will work on assigned tasks.

Suspension

- When suspended, students are denied the right to attend classes and any school-related activities, or to access the campus for the designated period of time. Parents may be required to participate in a conference with school administration prior to the student's return to school. In the case of short suspensions, and/or first-time suspensions, this could take place as a phone conversation. For longer term or repeat suspensions families will be required to meet in person with a school administrator before the student will be allowed to return to the campus. This conversation will include a specific discussion of the student's offense and the terms of the contract the student may be asked to sign prior to returning to the school. The time allowed to make up missed work will be equivalent to the length of the suspension. For example, a student suspended from school for three (3) days must make up for missed work within three (3) days of his/her return to school. Students are required to complete all assignments and tests missed during any period of suspension.

Behavior Improvement Plans

- Behavior improvement plans may be used when a student has repeatedly broken school rules and needs to be monitored by a school administrator. Families will be part of the development of the contract. Such plans may include certain stipulations that the student will be required to meet. Failure to follow the guidelines of the plan may result in loss of school privileges as well as restrictions on performance privileges.

Emergency Situations

- A student may be suspended without a conference if the Principal or designee determines that an emergency situation exists. An emergency situation is defined as a situation determined by the Principals or designee to constitute a clear and present danger to the lives, safety or health of pupils or school personnel. In such situations, the school also reserves the right, with or without contacting parents, to notify local police and allow them to proceed as they deem necessary. If a pupil is suspended

without a conference prior to suspension, both the parent/guardian/caregiver and the pupil shall be notified of the pupil's right to such a conference and the pupil's right to return to school for the purpose of a conference. The conference shall be held within two (2) school days, unless the pupil waives this right or is physically unable to attend for any reason including, but not limited to, incarceration or hospitalization. The conference shall then be held as soon as the pupil is physically able to return to school for the conference.

Expulsion and Disciplinary Hearings

Violations of the OSA behavior policy will be handled by the school administration, specifically the Assistant Principal and/or Dean of Students. When discipline is warranted that reaches the level of suspension or expulsion, OSA will develop written reports and statements that will be delivered to the family at a formal meeting, which shall also include the student. Students who have been removed from the educational environment for any reason shall be provided with academic work and will be given full credit for completed work. This exclusion will be at the discretion of the Executive Director of the School. Should a situation occur that reaches the level of expulsion as defined in the student handbook, the Executive Director will prepare a report that will be presented to the OSA Board of Directors in a closed session at the first available board meeting. The OSA Board will make the final determination regarding the disposition of the student. Oakland Unified School District will be informed of the outcome of any such hearing.

Prior to suspension and/or expulsion, the student and the student's family will be provided with full due process. This means having the opportunity to communicate any information regarding the incident to the school authorities undertaking the investigation, access to all materials and documents related to the case, and full knowledge of all procedures put into motion and the possible outcomes of those procedures. Due process shall also include written notice of the specific circumstances surrounding any disciplinary action and the opportunity to respond to any allegation. Prior to the formalization of any suspension or expulsion proceeding, the student and the student's family will have the right to meet with the Executive Director of the school and/or the Director's Designee. Student and parent will have the right to inspect all evidence related to the allegation. The burden of proof will be on the school to present evidence that demonstrates a specific rule or provision has been violated. Notice shall be assumed implicit where the violation is of such egregious nature that it breaks state or federal law or recklessly endangers the safety of the school, the students or the OSA staff.

Student/Family Notification Requirements

Each stage of a disciplinary proceeding requires timely notification of student/family:

Notice of Suspension:

Written or verbal notice informing the student/family of the student's name, date of offense, offense, and length of suspension. Notice of Extension to Suspension Pending Expulsion -- If the school decides to pursue an expulsion, written or verbal notice informing the student/family that the student's suspension has been extended until the hearing date.

Notice of Expulsion Hearing -- Written notice which informs the student/family of the time, date and location of the expulsion hearing as well as their due process rights and their right to appeal the scheduled date. The charter school will provide the notice of expulsion to the OUSD Office of Charter Schools (OCS) at the same time as family notification so that an OCS representative may attend the hearing.

The Notice of Hearing shall include, at a minimum:

- The date and place of the hearing
 - A statement of the specific facts and charges upon which the proposed expulsion is based
 - A copy of the school's disciplinary rules that relate to the alleged violation
 - Notice to parents of their obligation to inform a new school district in which the student enrolls of his or her status with the charter school (Education Code section 48915.1(b))
- Notice of Decision/Expulsion -- A written document which informs the student/family of the outcome of the expulsion hearing. If the student has been expelled, the notice should include all elements outlined in the Expulsion Documentation Requirements section of this policy.

The recommended practice for OUSD-authorized charter schools is to provide student/families with a notice of expulsion hearing no less than 10 calendar days prior to the hearing and to conduct the expulsion hearing within 30 days of the expellable offense, barring an extension mutually agreed upon by student/family and school.

Discipline matters that involve students with IEPs or 504 plans shall conform to all applicable state and federal laws. Fair hearing practices and mediation processes, where appropriate, will be adhered to. Student Study Teams and IEP Teams may be involved in this process as well in order to determine how to best meet the needs of the student and family while still following applicable laws and regulations related to discipline violations.

Disciplinary Records

The State of California requires the school to specifically identify each suspension or expulsion of a student, by the offense committed, in all of the student's appropriate official records. This record must be sent to any school in which the student subsequently enrolls. The State also allows for the suspension of any order to expel for a period not more than one calendar year, as well as the expunging of records provided that the student successfully completes a rehabilitation program that is deemed appropriate by the school Principal.

Law Enforcement and Social Services

Upon presentation of proper identification to the Principal or designee, police officers and social workers have the authority to remove students from school premises. OSA staff shall take immediate steps to notify the parent or relative of the minor regarding the release of the minor to the officer or social worker, and the place where the minor is reportedly being taken, except when a minor has been taken into custody as a victim of suspected child abuse. In those cases, the school official shall provide the police officer or social worker with the address and telephone number of the minor's parent.

Due Process Rights

In applying the discipline policies, all school staff members are expected to treat all students in a consistent, fair and equitable manner and to assure due process for all students.

Parents and students have the following rights:

- Be informed of the policies and rules governing student conduct and discipline
- Be informed of charges of misconduct and the evidence used as a basis for the charges

- Present his/her version of the facts and any supporting evidence or testimony to the appropriate school administrator
- Have a conference with school staff
- Be notified in advance of any disciplinary hearings
- Call witnesses, and appear and be represented in disciplinary hearings

Liability for Damages and Losses

Parents or guardians are liable for all the damages caused by the willful misconduct of their minor children that result in damage or injury to school staff, volunteers, students or property. OSA may withhold from students and parents the grades, diplomas or transcripts of the student responsible until such damages are paid or the property is returned. Restitution could include voluntary work/service to the school in lieu of monetary payment.

Prevention of Injury

A school employee may use an amount of force that is reasonable and necessary to quell a disturbance threatening physical injury to a person or damage to property for the purpose of self-defense or to obtain possession of weapons or other dangerous objects within the control of the pupil.

Sexual Harassment Prohibition Policy

COMPLETE SEXUAL MISCONDUCT POLICY AND PREVENTION ON WEBSITE: <https://www.oakarts.org/>

Oakland School for the Arts is committed to creating and sustaining an educational environment in which students, faculty, and staff can thrive in an atmosphere that is open, healthy, safe, and supportive. In alignment with this commitment and in interest of adhering to federal and state law requirements, OSA aims to establish an environment where there is no tolerance for sexual misconduct and sexual violence as these types of actions are damaging and traumatic to the victims and have no place in our school community. OSA will take any and all action needed to prevent, correct, and discipline behavior that violates this standard of conduct. Due diligence will be used to ensure the disciplinary review and any appropriate action be taken as expeditiously as possible. OSA will make a diligent effort to educate students in regards to sexual misconduct, train staff in appropriately addressing situations of sexual misconduct, and provide assistance and support to victims of sexual misconduct in a consistent and sensitive manner. This policy is applicable regardless of sexual orientation and/or gender identity of individuals engaging in sexual activity.

[REDACTED]

[REDACTED]

Who Does The Policy Apply To?

- Harassment by students
- Harassment by administrators/teachers/staff
- Harassment by volunteers or school visitors

Reporting Sexual Harassment or Misconduct

Any student who believes that they have been subjected to sexual harassment by another student, an employee, or third party who has witnessed sexual harassment is strongly encouraged to report the incident to a teacher, an administrator or Title IX coordinator: Director of Operations, email lcheatham@oakarts.org ; Tel: 510-873-8800

Disciplinary Action

Staff: a substantiated charge against an employee or agent of OSA shall subject such employee or agent to disciplinary actions which may include but are not limited to verbal warnings, letters of reprimand, transfers, suspension with or without pay, and dismissal.

Student: Upon investigation of a sexual harassment complaint, any student who engages in sexual harassment or sexual violence at school or at a school-sponsored or school-related activity is in violation of this policy and shall be subject to disciplinary action. Restorative Practices will be implemented when possible. For students in grades 6-12, disciplinary action may include suspension and/or expulsion, provided that, in imposing such discipline, the entire circumstances of the incident(s) shall be taken into account. A substantiated charge against a student shall subject that student to disciplinary actions which may include but are not limited to verbal warnings, reprimands, counseling, suspension, or expulsion, consistent with the State Education Code and this handbook. (cf. 5144 - Discipline) (cf. 5144.1 - Suspension and Expulsion/Due Process) (cf. 5144.2 - Suspension and Expulsion/Due Process (Students with Disabilities))

Oakland School for Arts Suicide Prevention Policy

The Governing Board of Oakland School for the Arts recognizes that suicide is a leading

cause of death among youth and that an even greater amount of youth consider (17% of high school students) and attempt suicide (over 8% of high school students) (Centers for Disease Control and Prevention, 2015).


The possibility of suicide and suicidal ideation requires vigilant attention from our school staff. As a result, we are ethically and legally responsible for providing an appropriate and timely response in preventing suicidal ideation, attempts, and deaths. SCS acknowledges the school's role in providing an environment which is sensitive to individual and societal factors that place youth at greater risk for suicide and one which works to create a safe and nurturing culture that minimizes suicidal ideation in students.

Recognizing that it is the duty of Oakland School for the Arts to protect the health, safety, and welfare of its students, this policy aims to safeguard students and staff against suicide attempts, deaths and other trauma associated with suicide, including ensuring adequate support for students, staff, and families affected by suicide attempts and loss. As it is known that the physical, behavioral and emotional health of students greatly impacts school attendance and educational success, this policy shall be paired with other practices that support the emotional and behavioral wellness of students.

In an attempt to reduce suicidal behavior and its impact on students and families, the Oakland School for the Art's suicide prevention team (made up of the school social worker, school psychologist, an MFT and an MFTa) shall develop strategies for suicide prevention, intervention, and postvention, and the identification of the mental health challenges frequently associated with suicidal thinking and behavior. These strategies include professional development for all school personnel in all job categories who regularly interact with students or are in a position to recognize the risk factors and warning signs of suicide, including substitute teachers, volunteers, expanded learning staff and any other individuals in regular contact with students.

Oakland School for the Arts suicide prevention team shall develop and implement preventive strategies and intervention procedures that include the following:

Prevention

1. 
2. Staff Professional Development All Staff will receive annual professional development on risk factors, warning signs, protective factors, response procedures, referrals, postvention, and resources regarding youth suicide prevention. The professional development will include additional information regarding groups of students at elevated risk for suicide, including those living with mental and/ or substance use disorders, those who engage in self- harm or have attempted suicide, those in out-of-home settings, those experiencing homelessness, American Indian/Alaska Native students, LGBTQ (lesbian, gay, bisexual, transgender, and questioning) students, students bereaved by suicide, and those with medical conditions or certain types of disabilities. Additional professional development in risk assessment and crisis intervention will be offered to school employed mental health professionals.

3. Youth Suicide Prevention Programming Developmentally-appropriate, student-centered education materials will be integrated into the curriculum of all middle and high school health classes. The content of these age-appropriate materials will include: 1) the importance of safe and healthy choices and coping strategies, 2) how to recognize risk factors and warning signs of mental disorders and suicide in oneself and others, 3) help-seeking strategies for oneself or others, including how to engage school resources and refer friends for help. In addition, schools may provide supplemental small- group suicide prevention programming for students.

4. Publication and Distribution This policy will be distributed annually and included in all student and teacher handbooks and on the school website.

Intervention Assessment and Referral

[Redacted text block]

Action Plan for In-School Suicide Attempts

[Redacted text block]

[Redacted]

[Redacted]

[Redacted]

[Redacted]

[Redacted]

[Redacted]

[Redacted]

[Redacted]

[Redacted]

[Redacted]

[Redacted]

[Redacted]

[Redacted]

[Redacted]

Action Plan for Out-of-School Suicide Attempts

[Redacted]

[Redacted]

[Redacted]

[Redacted]

[Redacted]

[Redacted]

[Redacted]

Supporting Students after a Mental Health Crisis

[Redacted]

[Redacted]

Re-Entry to School After a Suicide Attempt

[Redacted]

[Redacted]

[Redacted]

Postvention

[Redacted]

[Redacted]

